

GROUND MEDIUM RGBW 12V/24V DC



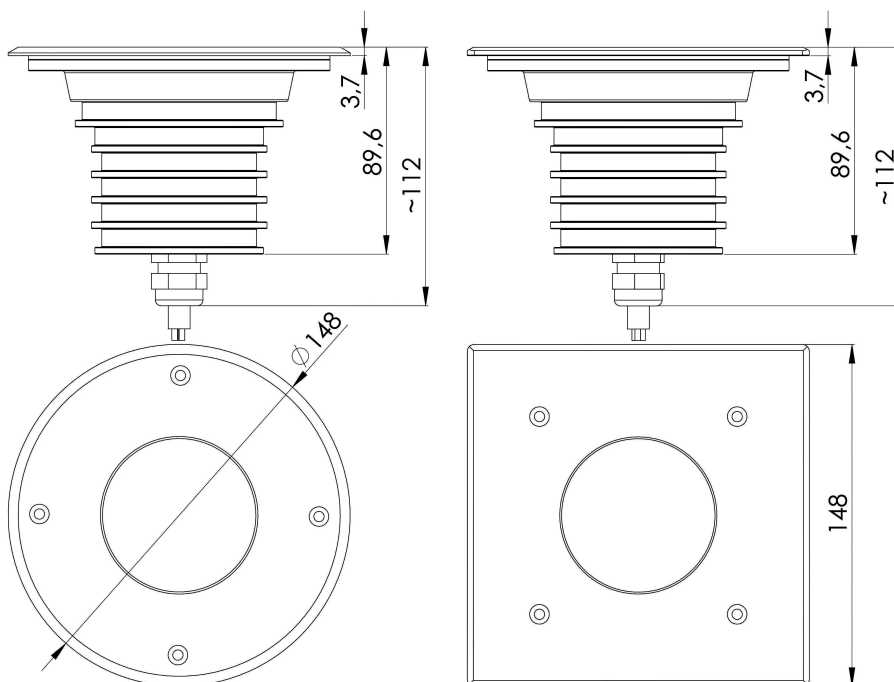
The Ground series was designed using modern simulation methods in order to obtain the highest product quality.

- based on CREE® LEDs
- IP67
- made of 316L steel, also available with an aluminum body
- round or square front
- 5-year warranty
- 24W




Working temperature range	-20°C ÷ +55°C
IP protection class	IP67
Lifetime L80B10	≥ 65 000h
Impact resistance	IK10
Protection class	III
Connection	0.5m
Wiring	JZ-600 5G1
Dimming	ON-OFF/PWM
Luminous flux tolerance	±10%
Angle of distribution	15°, 30°

TECHNICAL DRAWINGS



GROUND MEDIUM RGBW 12V/24V DC

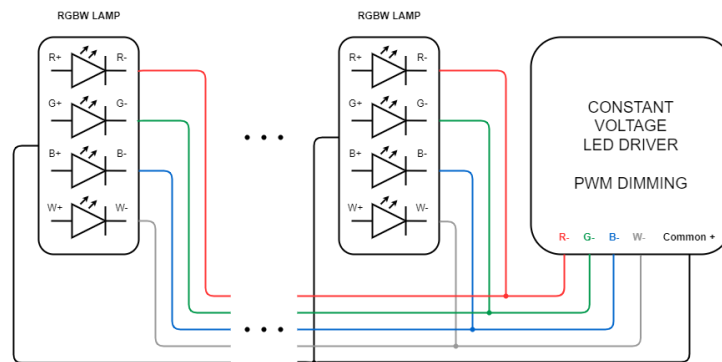


The Niviss outdoor LED lighting fixture can be used for lighting many places and objects such as:

- parks
- gardens
- exterior walls
- squares
- premises
- plants

ELECTRICAL INSTALLATION

Connecting to the power supply should be done when the power supply is off.



ORDER CODE AND TECHNICAL SPECIFICATIONS OF VARIANTS

VARIANT CODES IN THE TABLE BELOW TECHNICAL SPECIFICATIONS OF VARIANTS IN DATASHEET OF VARIANT

GENERAL TERMS OF USE

- Before using a luminaire, make sure what voltage range it is designed to.
- Connecting to the power supply should be done when the power supply is off.
- Use appropriate sockets and plugs: Ensure that your electrical sockets and plugs are compatible with the lamp's voltage and plug type.
- Use appropriate wiring for luminaires.
- Avoid overloading electrical circuits by not connecting too many lamps to a single outlet or circuit. Check the condition of the power cord and plug for any signs of damage or wear.
- Pay attention to the correct polarity when connecting the luminaires. Incorrect polarity may prevent the luminaires from functioning properly or could potentially damage them.
- Installation of the luminaires should be done by qualified person.
- Keep your luminaires clean and free from dust and debris, as it can affect their performance.
- Follow the luminaire connection diagram above.
- Avoid direct exposure of bright light sources to your eyes. Position luminaires in a way that minimizes direct glare or uncomfortable brightness.
- Ensure that the luminaire is placed on a stable surface and kept away from flammable materials. Allow sufficient clearance around the luminaire to prevent overheating.
- Keep away from fire.
- Ensure that you have a power supply capable of providing the necessary voltage and current for the RGBW luminaires.
- Depending on the type and color of the LED, it will have a different Vf. Please ask the sales department for details.

ENVIRONMENTAL CAUTION!

It is prohibited to dispose of obsolete and waste electrical and electronic equipment together with regular household wastes. They should be properly sorted and recycled. Old electrical and electronic equipment should be returned to a waste collection point established by a waste-management service. Waste electrical and electronic equipment can be broken down to base materials and then recycled. For more information regarding waste management please contact your local authorities, waste-management service or the seller of electrical and electronic devices.

ORDER CODE AND TECHNICAL SPECIFICATIONS OF VARIANTS

Index	[DEG]	[K]	Lumen Output [lm]	Lumen Output Red [lm]	Lumen Output Green [lm]	Lumen Output Blue [lm]	[W]	Power supply type	Body material	Front material	Front shape
GROUND-MEDIUM-24-RGBW-15-RD-SA-LV-R	15	3000	600	265	370	175	24	12V/24V DC	Alu	SST	○
GROUND-MEDIUM-24-RGBW-30-RD-SA-LV-R	30	3000	600	265	370	175	24	12V/24V DC	Alu	SST	○
GROUND-MEDIUM-24-RGBW-15-SQ-SA-LV-R	15	3000	600	265	370	175	24	12V/24V DC	Alu	SST	□
GROUND-MEDIUM-24-RGBW-30-SQ-SA-LV-R	30	3000	600	265	370	175	24	12V/24V DC	Alu	SST	□
GROUND-MEDIUM-24-RGBW-15-RD-SS-LV-R	15	3000	600	265	370	175	24	12V/24V DC	SST	SST	○
GROUND-MEDIUM-24-RGBW-30-RD-SS-LV-R	30	3000	600	265	370	175	24	12V/24V DC	SST	SST	○
GROUND-MEDIUM-24-RGBW-15-SQ-SS-LV-R	15	3000	600	265	370	175	24	12V/24V DC	SST	SST	□
GROUND-MEDIUM-24-RGBW-30-SQ-SS-LV-R	30	3000	600	265	370	175	24	12V/24V DC	SST	SST	□
GROUND-MEDIUM-24-RGBN-15-RD-SA-LV-R	15	4000	680	265	370	175	24	12V/24V DC	Alu	SST	○
GROUND-MEDIUM-24-RGBN-30-RD-SA-LV-R	30	4000	680	265	370	175	24	12V/24V DC	Alu	SST	○
GROUND-MEDIUM-24-RGBN-15-SQ-SA-LV-R	15	4000	680	265	370	175	24	12V/24V DC	Alu	SST	□
GROUND-MEDIUM-24-RGBN-30-SQ-SA-LV-R	30	4000	680	265	370	175	24	12V/24V DC	Alu	SST	□
GROUND-MEDIUM-24-RGBN-15-RD-SS-LV-R	15	4000	680	265	370	175	24	12V/24V DC	SST	SST	○
GROUND-MEDIUM-24-RGBN-30-RD-SS-LV-R	30	4000	680	265	370	175	24	12V/24V DC	SST	SST	○
GROUND-MEDIUM-24-RGBN-15-SQ-SS-LV-R	15	4000	680	265	370	175	24	12V/24V DC	SST	SST	□
GROUND-MEDIUM-24-RGBN-30-SQ-SS-LV-R	30	4000	680	265	370	175	24	12V/24V DC	SST	SST	□
GROUND-MEDIUM-24-RGBC-15-RD-SA-LV-R	15	5000	680	265	370	175	24	12V/24V DC	Alu	SST	○
GROUND-MEDIUM-24-RGBC-30-RD-SA-LV-R	30	5000	680	265	370	175	24	12V/24V DC	Alu	SST	○
GROUND-MEDIUM-24-RGBC-15-SQ-SA-LV-R	15	5000	680	265	370	175	24	12V/24V DC	Alu	SST	□
GROUND-MEDIUM-24-RGBC-30-SQ-SA-LV-R	30	5000	680	265	370	175	24	12V/24V DC	Alu	SST	□
GROUND-MEDIUM-24-RGBC-15-RD-SS-LV-R	15	5000	680	265	370	175	24	12V/24V DC	SST	SST	○
GROUND-MEDIUM-24-RGBC-30-RD-SS-LV-R	30	5000	680	265	370	175	24	12V/24V DC	SST	SST	○
GROUND-MEDIUM-24-RGBC-15-SQ-SS-LV-R	15	5000	680	265	370	175	24	12V/24V DC	SST	SST	□
GROUND-MEDIUM-24-RGBC-30-SQ-SS-LV-R	30	5000	680	265	370	175	24	12V/24V DC	SST	SST	□